

TECHNICAL OVERVIEW



24 CT INTERFACE MODULE

CS24-33-CTC

24 CIRCUIT CURRENT SENSOR

HIGH RESOLUTION DATA


The CORTEX CS24-33-CTC supports 24 x 0.33V current transformers per module with a total of eight modules or 192 circuits per monitor available. Unlike other multi-circuit devices CS24-33-CTC can support dual voltage references when used with the dual input Cortex PQM-2000, allowing a single module to support primary and secondary measurements on PDUs or other dual voltage equipment.

EASY TO INSTALL / EASY TO USE:

Configuration is easy using a graphical layout tool. Circuit information is displayed exactly according to the PDU or gear layout using customizable screens with friendly name assignments per circuit.

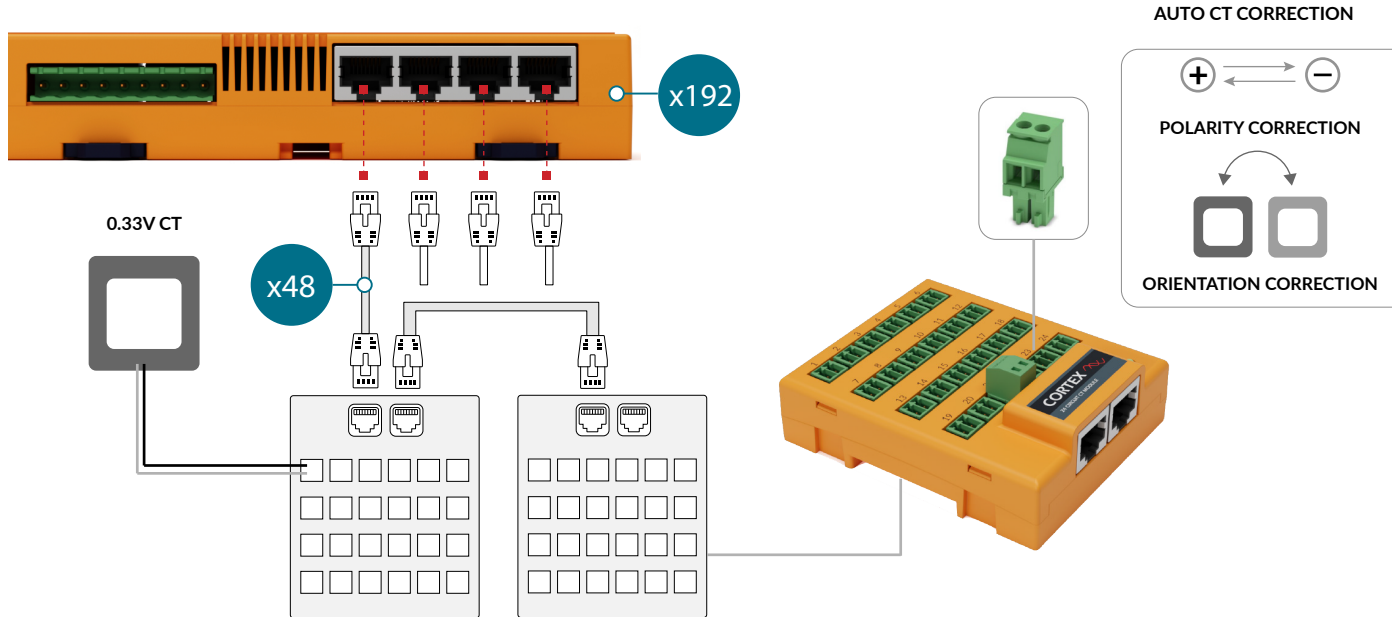
FEATURES:

- Ultra precise 0.2% native accuracy
- High-resolution current sampling per channel
- User friendly graphical configuration and display
- Universal 0.33V current transformer input
- 24 circuits per CT module with up to eight modules per monitor
- Individual voltage assignment per channel (when using dual input monitor)
- Daisy chain to second CT module to avoid excess wiring
- Intelligent circuit creation allows for accurate aggregation of circuits to report breaker or panel level data
- Compact size with user friendly plug in headers
- Mix any variety of CT types



CONNECTIVITY

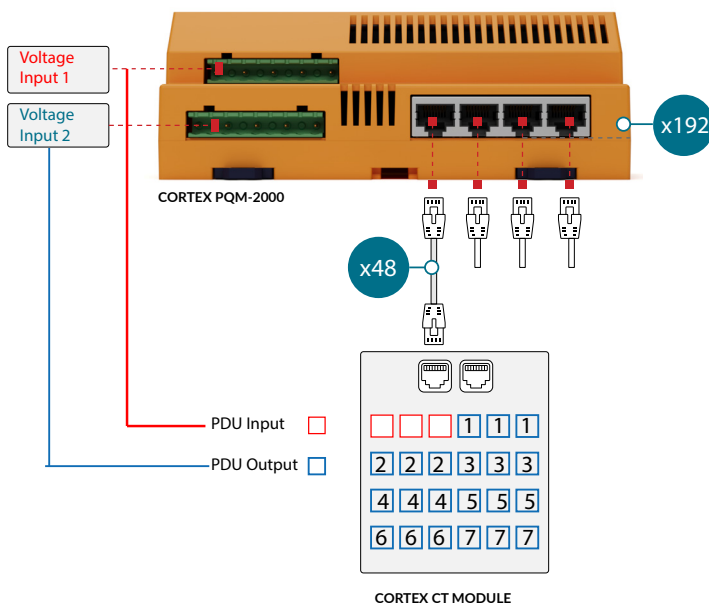
- Connects to the Cortex CSM-1-00 or CSM-2-00 using standard Ethernet cables up to 100' (33m)
- Current transformers automatically corrected for reversed polarity or orientation simplifying installation and preventing costly mistakes
- Up to two modules may be daisy chained to each of the four flex ports using standard Ethernet cable.



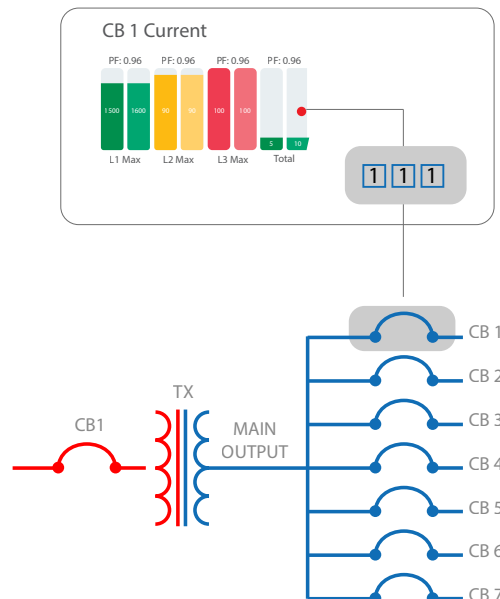
DUAL VOLTAGE ASSIGNMENT PER CIRCUIT

When used with the CSM-2-00 dual input monitor, each circuit can be assigned to either the primary or secondary voltage input allowing a single monitor and CT module to for both PDU input and output. Dual input RPPs can also utilize this feature with CT strips.

Assign channels to specific voltage sources



Group channels to represent total circuit data.



TECHNICAL SPECIFICATIONS

Regulatory

Agency approvals	cUL 61010 Listed / IEC/EN61010-1, CE
Installation Category	Cat III, pollution degree 2
Conducted and radiated emissions	FCC part 15 Class A, EN55011/EN61000-6-4 Class A
Conducted and radiated immunity	EN61000-6-2 and EN61326-1
RoHS	Compliant
UKCA	Compliant

Environmental

Temperature	Operating: -0 °C (14 °F) to +80 °C (XX °F) Non-Operating: -25 °C (-13 °F) to +80 °C (158 °F)
Relative humidity	5 to 95% at 25 °C (77 °F), non-condensing
Operating elevation	2000m with no thermal derating
Pollution degree	2
Enclosure type	NEMA 1 / IP20

Measurement

Current channels supported	24 per CT card (total of eight CT cards per monitor supported)
Current channel	21 x 100 A CT + 3 x Auxiliary CT
Current transformer type	0.33Vout
Minimum detectable current	0.2A
Accuracy	0.2 class native
Monitored Parameters (per channel)	Current, Max Current, kW, kVA, Power Factor, kVAR, THDI, THDV, PF
Accuracy Standards	IEC62053-class 0.2 / ANSI C12.20 class 0.2

Installation

Interface ports	RJ45 x 2 (CAT 6A recommended)
Mounting	35 mm DIN rail
Supply power	Integrated into communication cable
Voltage Inputs	No line voltage input required to CT card
Current transformer connection	3.5mm screw terminal header (16-24 AWG wire)

Mechanical

External	3.42" D x 1.84" H x 2.82 W
----------	----------------------------